



**Environmentalists.
Every Day.SM**

AMERICA'S SOLID WASTE INDUSTRY

www.environmentalistseveryday.org

LESS IS LESS: GARBAGE IN AMERICA

WHY DOES THIS MATTER?

“Commissioners discuss solid waste shortfall.”

**Environmentalists.
Every Day.**SM
AMERICA'S SOLID WASTE INDUSTRY

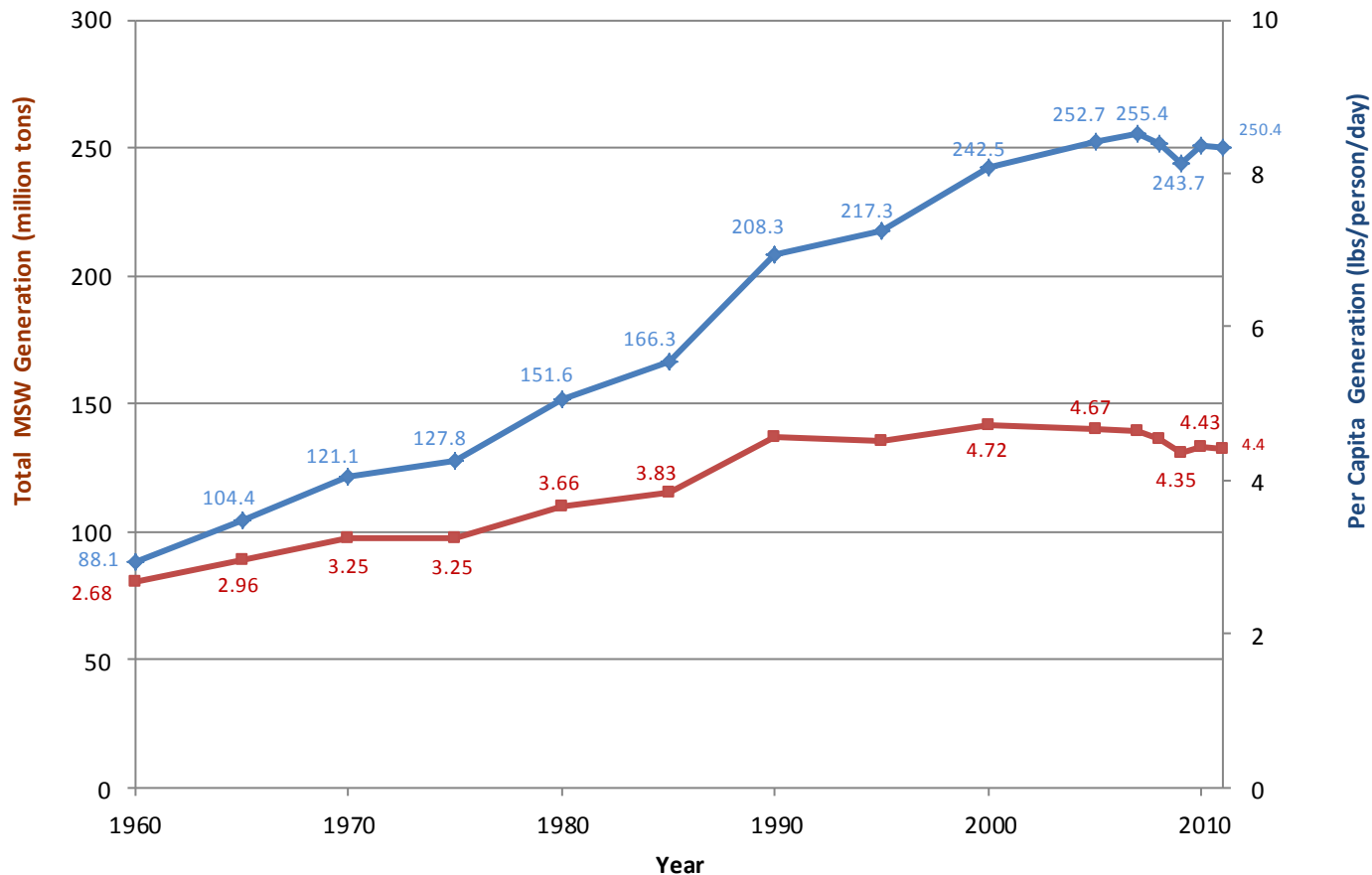


www.environmentalistseveryday.org



MSW GENERATION RATES

1960 to 2011



WHAT COULD HAVE BEEN

- 1990: 208.3 million tons
- 2000: 286.2 million tons (projected)
- 2000: 243.5 million tons (real)
- 2000: **42.7 million ton shortfall**



WHAT COULD HAVE BEEN

- 2000: 243.5 million tons
- 2010: 284.6 million tons (projected)
- 2010: 250.4 million tons (actual)
- 2010: **34.2 million ton shortfall**



WHY LESS WASTE?

- Evolving ton
- Source reduction
- Zero waste
- Recession?
- Recycling/composting?



THE EVOLVING TON

- Less paper
- More plastic
- Electronics
- Future products?



SOURCE REDUCTION

EPA 1996: 23.2 million tons less:

- Avoiding the curb
- Lightweighting
- Reuse



ZERO WASTE

- “Zero waste” means?
- 100+ communities
- Smart capitalism



COMPANIES

- Kroger
- Honeywell System Sensor
- MillerCoors
- General Mills
- Subaru
- General Motors
- AB InBev
- Dell
- Unilever
- Proctor & Gamble
- Ford
- Volvo
- Toyota
- Bridgestone
- Southern Tier Brewing
- Walmart
- NY State Legislature
- Kona Brewing

**Environmentalists.
Every Day.**SM
AMERICA'S SOLID WASTE INDUSTRY



www.environmentalistseveryday.org



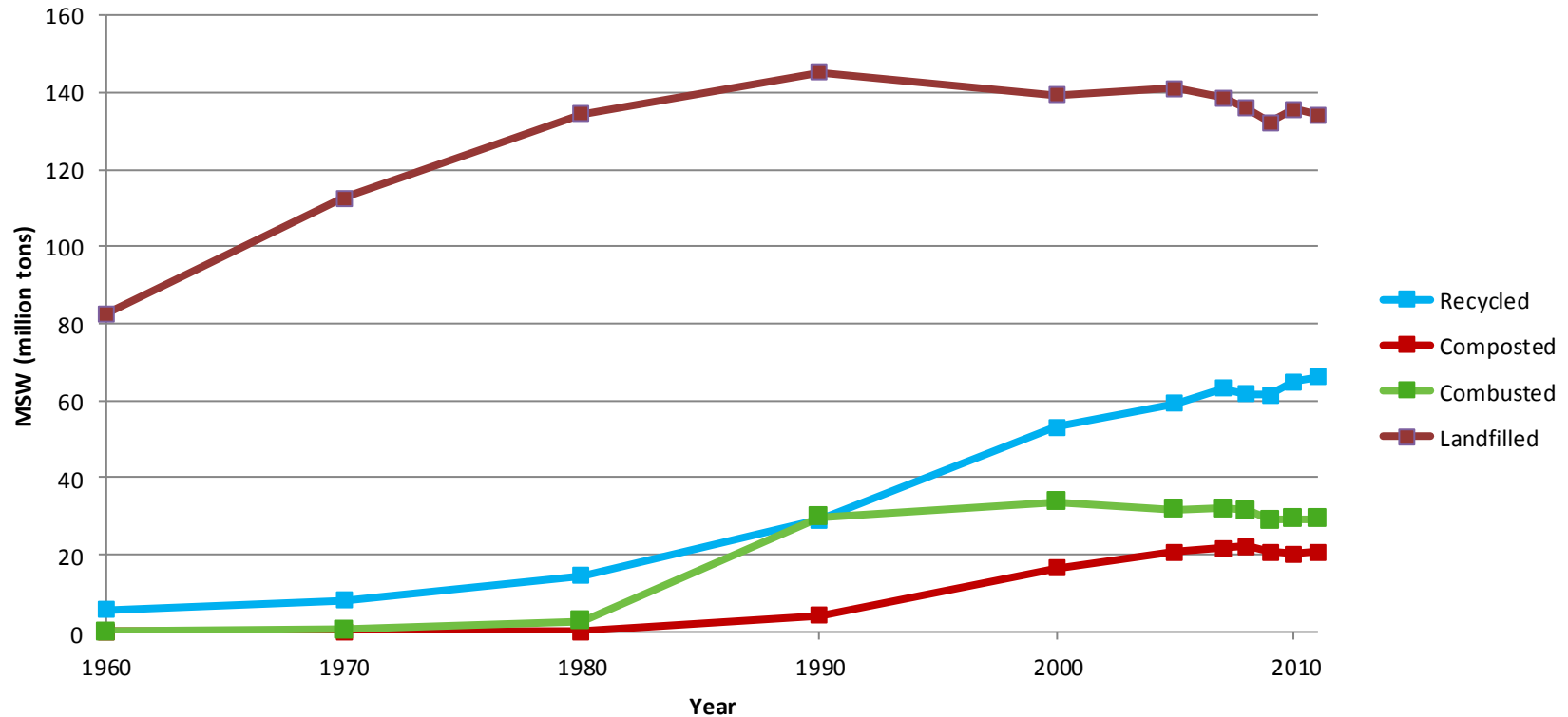
SUBSTANCE

- Increase diversion to 65% by 2013, AD facility
- Defect rate down by 80%
- No waste to landfill
- Donated food waste...decreased overall generation by 40%
- Auto production plant landfill free
- Zero waste to landfill at 116 facilities, 45 in North America
- Reduce packaging use by 100,000 tons annually by 2017
- Waste-free packaging by 2020
- Reduced waste by one million household bins
- Zero waste to landfills at 45 factories
- Five year plan to reduce waste by 40% per vehicle
- Zero waste to landfill
- 95% reduction in waste to landfills all North American plants, averaged over 3 years
- Two tire manufacturing plants zero waste to landfill
- Spent brewery grains to animal feed instead of landfill
- 80 percent waste reduction, increase use of recycled plastic
- Publish bills electronically, not on paper
- 11% lighter glass beer bottles



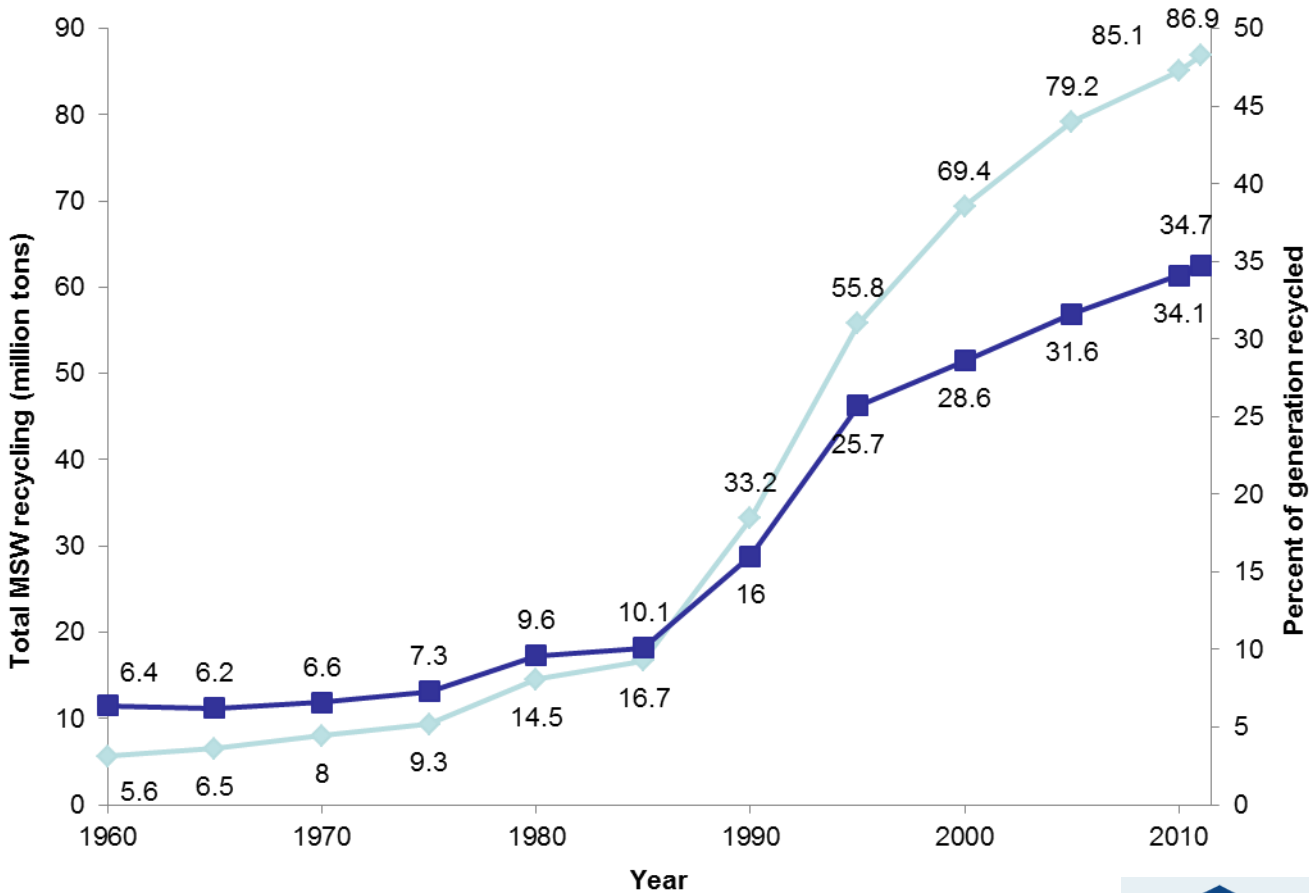
MANAGEMENT TRENDS

1960 to 2011 (million tons)



RECOVERY RATES

1960 to 2011



Source: Environmental Protection Agency, MSW Generation, Recycling and Disposal in the U.S.: Facts and Figures for 2011

ORGANICS

- Composting tonnage up 4,250,000 tons
- Composting rate up 26%
- Feeding America
- AD limited



FOOD WASTE CHALLENGES

- Quality & quantity
- Regulations
- Collection
- Processing
- End markets

FUTURE

- Less waste
- Less disposal
- Evolving material mix
- Continued zero waste by industry





FOR MORE INFORMATION:

www.environmentalistseveryday.org

cmiller@envasns.org